

Grid system

Gutters

Screen width \geq 768px = 20px gutters

Screen width < 768px = 10px gutters

Columns

Column count: 12

Margins

\geq 768px: 5% left, 5% right.

<768px: 3% left, 3% right.

Calculating Sketch layout settings for *normal grid*

Total Width:

width of artboard - [(width of artboard * margin %) * 2] = Total Width

Example:

Art board width = 1440px, margins @ 5%

$1440 - [(1440 * .05) * 2] = 1296$

Offset:

width of artboard * margin % = Offset

Example:

Art board width = 1440px, margins @ 5%

$1440 * .05 = 72$

Layout Settings
These settings apply to selected Pages or Artboards only.

Columns: Total Width:
Offset:
Number of Columns:
 Gutter on outside

Gutter Width:
Column Width:

Rows: Gutter Height:
Row Height is x Gutter Height
 Draw all horizontal lines

Visually: Fill Grid
 Stroke Outline

Colors: Dark Light

Calculating Sketch layout settings for grid *with left side panel*

Total Width:

- width of artboard - width of left panel = content area
- (content area * margin %) * 2 = Y
- content area - Y = Total Width

Example:

Artboard width=1440px, Margins @ 5%; left nav width=200px

- $1440 - 200 = 1240$
- $(1240 * .05) * 2 = 124$
- $1240 - 124 = 1116$

Offset:

(content area * margin %) + width of left nav = Offset

Example:

Artboard width = 1440px; margins @ 5%; left nav width = 200px

$(1240 * .05) + 200 = 262$

Layout Settings
These settings apply to selected Pages or Artboards only.

Columns: Total Width:
Offset:
Number of Columns:
 Gutter on outside

Gutter Width:
Column Width:

Rows: Gutter Height:
Row Height is x Gutter Height
 Draw all horizontal lines

Visually: Fill Grid
 Stroke Outline

Colors: Dark Light

Calculating Sketch layout settings for grid *with right side panel*

Total Width:

- width of artboard - width of right panel = content area
- (content area * margin %) * 2 = Y
- content area - Y = Total Width

Example:

Artboard width=1440px, Margins @ 5%; right panel width = 288px

- $1440 - 288 = 1152$
- $(1152 * .05) * 2 = 115.2$
- $1152 - 115.2 = 1036.8$

Offset:

(content area * margin %) = Offset

Example:

Artboard width = 1440px; margins @ 5%

$(1152 * .05) = 57.6$

Layout Settings
These settings apply to selected Pages or Artboards only.

Columns: Total Width:
Offset:
Number of Columns:
 Gutter on outside

Gutter Width:
Column Width:

Rows: Gutter Height:
Row Height is x Gutter Height
 Draw all horizontal lines

Visually: Fill Grid
 Stroke Outline

Colors: Dark Light

Typography

Typeface: **Roboto**

Weights: **Medium / 500** **Bold / 700**
Regular / 400
Light / 300

Type styles:

Sizes

Alpha | 28

Beta | 22

Gamma | 18

Delta | 14

Omega | 12

Color contrast

All type color combinations must pass WCAG AA standards of 4.5 : 1. In the table below are approved color combinations.

a **Normal Text: 14px regular and larger** **A** **Large Text: 18px bold or 24px light and larger**

White #FFFFFF

a A ●	Dark Coal	#4a4a4a
a A ●	Beet	#995195

Foam #e6e6e6

a A ●	Dark Coal	#4a4a4a
a A ●	Beet	#995195

Dark Coal #4a4a4a

a A ●	5% Beet Opaque	#995195	a A ●	Foam	#e6e6e6
a A ●	White	#FFFFFF			

Colors

Primary Palette




Beet
#955195
R 149 G 81 B 149

Dark Coal
#4a4a4a
R 74 G 74 B 74

Foam
#e6e6e6
R 230 G 230 B 230

Neutral Colors



Dark Coal
#4A4A4A
R 74 G 74 B 74

Dark Beet
#4A284A
R 74 G 40 B 74

5% Beet
#995195
R 149 G 81 B 149 A 5

White
#FFFFFF
R 100 G 100 B 100

Opaque Alternative
#F9F6F9
R 249 G 246 B 249

5% White
#FFFFFF
R 100 G 100 B 100 A 5

Accent Colors



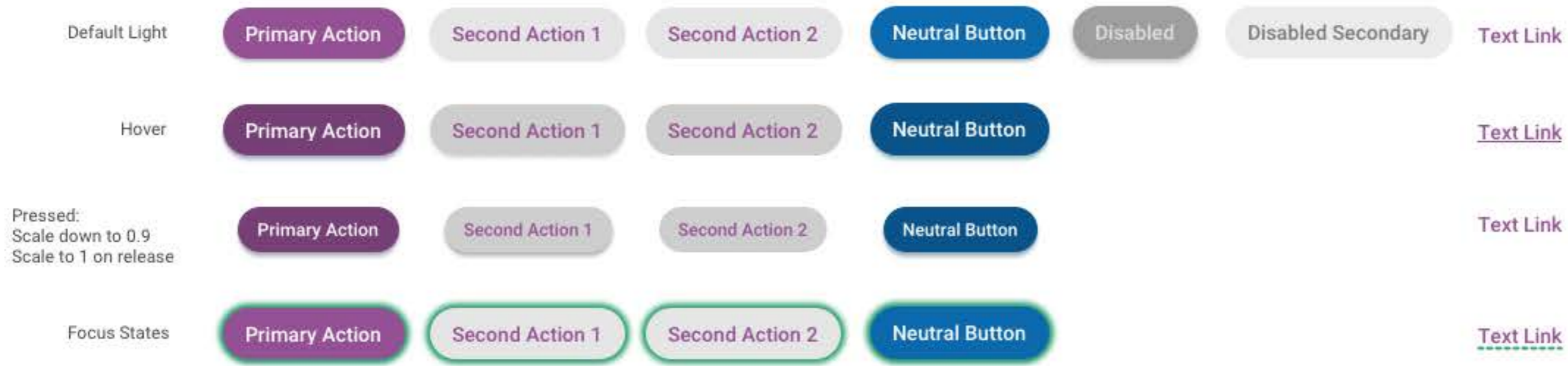
Ocean
#0D6AAE
R 13 G 106 B 174

Seaweed
#58A938
R 88 G 169 B 56

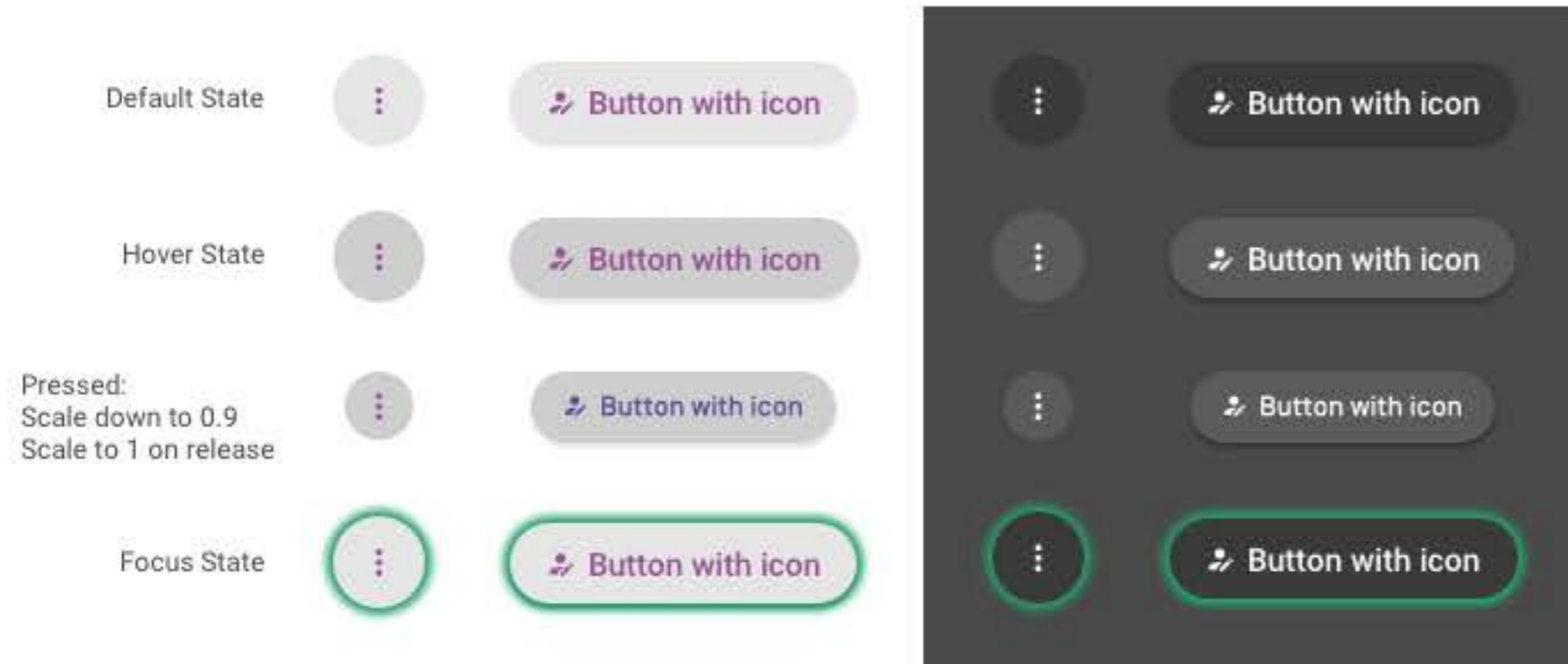
Coral
#58A938
R 229 G 73 B 73

Clown Fish
#E68C29
R 230 G 140 B 41

Buttons

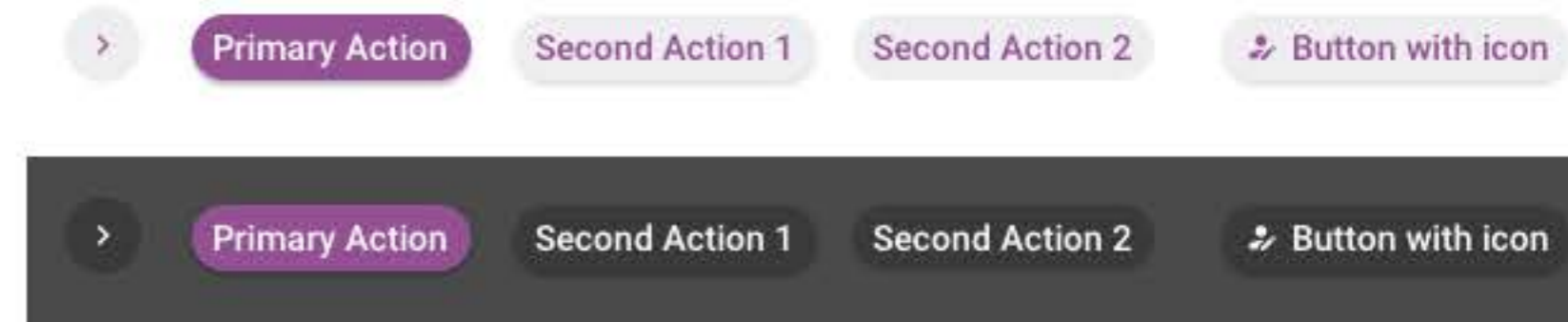


Icon Buttons

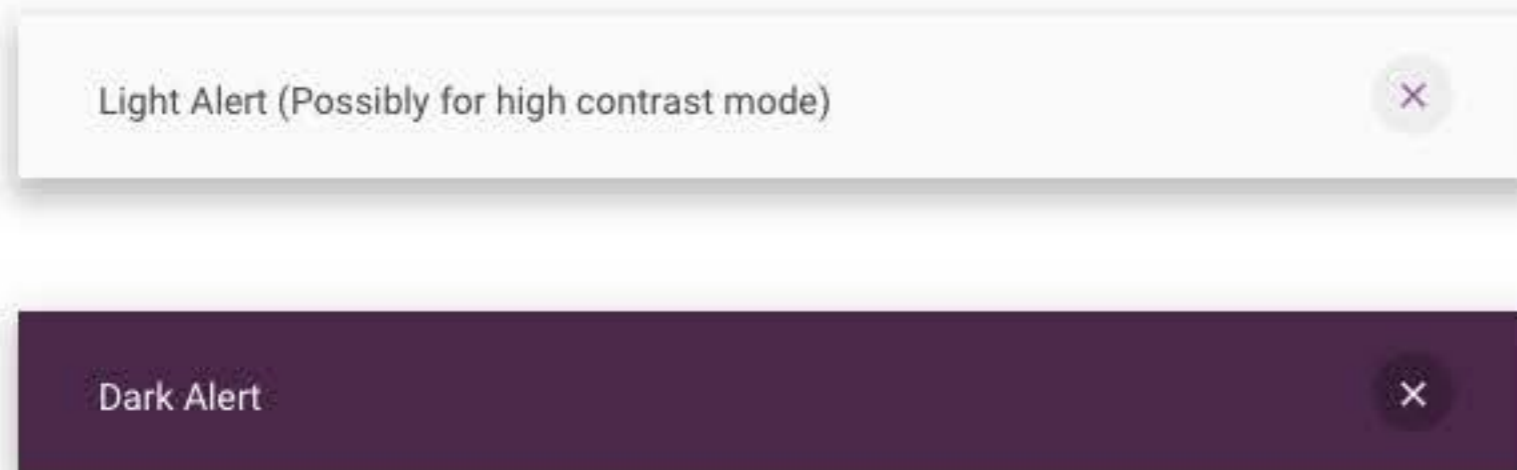


Small Buttons

Font size remains the same- padding changes. These sizes are applicable to all buttons, this is just a sample.

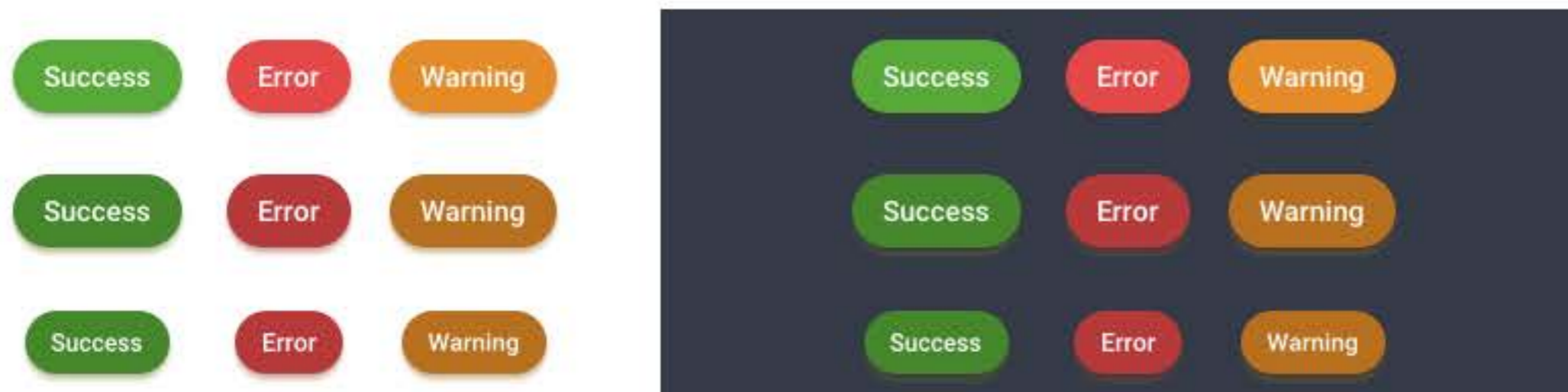


Alerts/Snackbars



Special Use Buttons

Please discuss usage before considering these buttons. They are to be used only when there is permanent change being made to the system.



Default Form Field Label

Active Form Field Label

Default Text Area Label

Text area placeholder

Active Text Area Label

|

Disabled Form Element Label

Select

Disabled Select

Active Select

Option 01

📍 Option With Icon

📄 Long name with icon and line break

Active Multiselect

Selected Option 01 ✓

📍 Option With Icon

📄 Selected Long name with icon and line break ✓

Read Only Form Field

This is a read only form field. This text can not be edited.

Default Label

This is help text.

Active Label

This is help text.

Error Label ▲

Random text

This is an error message. It has an icon.

Success Label ✔

Random text

Active Label

Random text 10/100

This is help text.

Active Label

Random text 101/100

This is help text.

Active Text Area Label

Random text

10/100

Pills

Active Pill Title

Inactive Pill Title

Active Pill Title

Inactive Pill Title

Inactive Pill Title

Active Pill Title

Hover Pill Title

Inactive Pill Title

Active Pill Title

Inactive Pill Title

Inactive Pill Title

Active Pill Title

Disabled Pill Title

Inactive Pill Title

Tabs

Inactive Tab

This is an active tab

Disabled Tab

Focused Tab

Inactive Tab

This is an active tab

Disabled Tab

Focused Tab

Card With Tabs Title

Subtitle text

Inactive Tab

This is an active tab

Disabled Tab

Focused Tab

Lorem ipsum dolor sit amet, consectetur adipiscing elit. Mauris sed hendrerit libero. Praesent mollis massa orci, vel consectetur lacus dignissim gravida. Nunc tincidunt orci ultrices tortor viverra, vitae efficitur velit gravida. Proin aliquet maximus luctus. Etiam eleifend dictum orci, sit amet interdum justo ullamcorper quis.

Search Box

Search boxes are used in content areas.

Default	<input type="text" value="Placeholder Text"/>
Active	<input type="text" value=""/>
Active with text	<input type="text" value="Typed text"/>
Filled	<input type="text" value="Typed Text"/>

Search Field

Search boxes are used in content areas.

Default	<input type="text" value="Placeholder Text"/>
Active	<input type="text" value=""/>
Active with text	<input type="text" value="Typed text"/>
Filled	<input type="text" value="Typed text"/>

Breadcrumb > Breadcrumb > Breadcrumb

Some Title

Some supporting text or text link

Tab One Tab Two Tab Three Tab Four

This is the first line to do with what's missing here.

This is a supporting statement that tells what to do next.

Primary Action

- MENU ITEM
- MENU ITEM
- MENU ITEM >
- MENU ITEM
- MENU ITEM >
- MENU ITEM >
- VERY LONG MENU ITEM

Breadcrumb > Breadcrumb > Breadcrumb

Some Title

Some supporting text or text link

Tab One Tab Two Tab Three Tab Four

This is the first line to do with what's missing here.

This is a supporting statement that tells what to do next.

 MENU ITEM


 MENU ITEM

 **MENU ITEM** >

 MENU ITEM

 MENU ITEM >

 MENU ITEM >

 VERY LONG
MENU ITEM



What is getting affected

Primary Action

This is the first line to do with what's missing here.

This is a supporting statement that tells what to do next.

Second Action 1

This is the first line to do with what's missing here.

This is a supporting statement that tells what to do next.

Second Action 1